

**CARE AND OPERATING INSTRUCTIONS FOR  
MINI MAGNETIC DRIVE MODEL 1 AND 1.5 PUMPS  
( ITEM # 02520 ), ( ITEM # 02521 )**

**FEATURES**


The MINI pumps have a number of features which make them versatile. A  $\frac{3}{8}$ " or  $\frac{1}{2}$ " inside diameter tubing may be connected to the outlet, in conjunction with the flow control, it is possible to direct and adjust the flow of water. This can be useful in controlling spray and splashing in fountains and statuary.

In combination aquariums/ terrariums the use of tubing can be helpful in creating a waterfall and distributing the water away from the pump area.

When the water depth is low always place the screen side down.

**SERVICE AND MAINTENANCE**

The housing should occasionally be removed to clean and inspect the impeller assembly. The impeller is the only serviceable item and can be pulled out of the body. Do not take the impeller apart. If it is worn or broken the entire impeller assembly should be replaced. This will restore the pump to original capacity. Pumps taken out of service for an extended period with fluid inside run the risk of forming a crust which may prevent subsequent starting. Saltwater should be flushed out with fresh water. Always check cord for sharp bends which can cause premature cracking. Do not use power cord to lift or move pump.



**MINI MAG WITH OPTIONAL  
WRAP AROUND FILTER AND  
AQUA BELL FOUNTAIN**

**ELECTRICAL PRECAUTIONS**

Always use a properly grounded outlet. Do not immerse plug in water. **DO NOT REACH INTO WATER TO REMOVE PLUG. TURN OFF CIRCUIT FIRST.** A "drip loop" should be provided. The "drip loop" is a loop in the cord below the level of the receptacle or plug that prevents water from traveling along the cord. The National Electric Code requires that a ground fault circuit interrupter (GFCI) be installed in the branch circuit supplying fountain or pond equipment. Your dealer can supply GFCI units. **NEVER REMOVE GROUND PIN FROM PLUG. WARNING; FOR YOUR PROTECTION ALWAYS UNPLUG THE UNIT FROM ITS POWER SOURCE BEFORE INSTALLING OR SERVICING. SHOULD THE UNIT APPEAR TO BE NOT WORKING DO NOT REACH, REMOVE OR DISASSEMBLE UNIT BEFORE YOU DISCONNECT POWER.** The pump is intended to pump water only. It cannot be used to pump oils, solvents, or gasoline.

**CAUTION: PONDS CAN BE DANGEROUS TO SMALL CHILDREN.  
NEVER LEAVE CHILDREN UNSUPERVISED NEAR A POND.**

**LIMITED WARRANTY**

E.G. Danner Mfg. Inc. will repair or replace any pump found to be defective within one year of original purchase. This warranty does not cover any replaceable filtering material supplied with the filter as it is considered expendable. Cutting or altering power cord, removing or defacing product labels voids any warranty consideration. For warranty repair return only the part that is defective to our factory. Please include a dated proof of purchase and \$5.00 for postage and handling. Damages or injuries resulting from negligence or misuse of the product are not covered by warranty. This warranty gives you specific legal rights. You may have other rights which vary from state to state.

# SPECIFICATIONS AND PARTS LIST

( ITEM # 02520 ), ( ITEM # 02521 )

**YOUR PUMP MODEL #  
IS ON THE PUMP NEAR  
ELECTRICAL CORD**

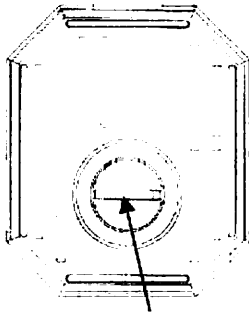
E160713  
LISTED 8C99

**MODEL 7 UTILITY PUMP**

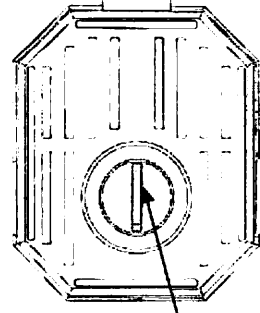
---

**WARNING: TO REDUCE THE RISK OF ELECTRIC SHOCK, CONNECT ONLY TO A PROPERLY GROUNDED GROUNDING TYPE RECEPTACLE. THIS PUMP HAS NOT BEEN INVESTIGATED FOR USE IN SWIMMING POOL AREAS. CSA ENCLOSURE 3. DO NOT RUN DRY. NE PAS FAIRE FONCTIONNER A SEC.**

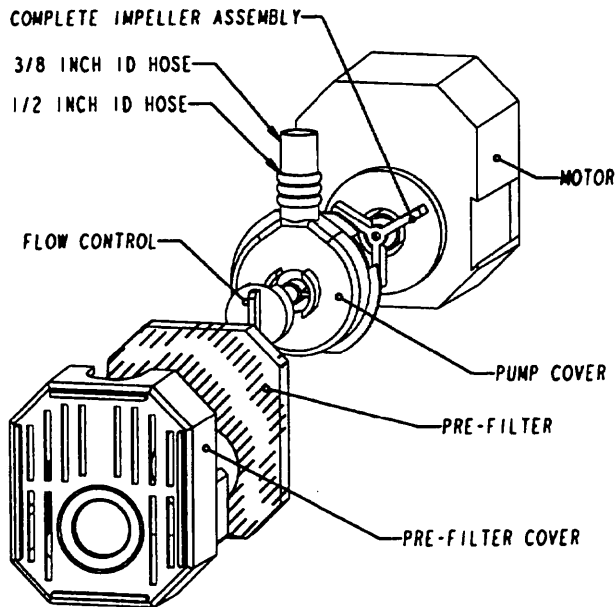
THERMALLY PROTECTED  
115 VOLTS A C/60HZ /65 WATTS/1.5 AMPS  
DISCONNECT POWER BEFORE HANDLING THE PUMP 02/02



FLOW CONTROL (OFF)



FLOW CONTROL (ON)



<b>MODEL 1 MINI MAG-DRIVE PUMP</b> ( 80 GALS. / HR. ,MAX. PUMP HEIGHT 3' )	
DESCRIPTION	PART NO.
COMPLETE IMPELLER ASSEMBLY	11655
PREFILTER ( 3 PACK )	12605
PUMP COVER, PREEFILTER COVER AND FLOW CONTROL ( 3 PARTS )	12635
BELL SHAPE FOUNTAIN	02089
LARGE BLOCK FOAM	12600

<b>MODEL 1.5 MINI MAG-DRIVE PUMP</b> ( 140 GALS. / HR. ,MAX. PUMP HEIGHT 6' )	
DESCRIPTION	PART NO.
COMPLETE IMPELLER ASSEMBLY	12655
PREFILTER ( 3 PACK )	12605
PUMP COVER, PREFILTER COVER AND FLOW CONTROL ( 3 PARTS )	12635
BELL SHAPE FOUNTAIN	02089
LARGE BLOCK FOAM	12600

**DANNER MFG. INC. 160 OVAL DRIVE, ISLANDIA, NEW YORK 11749**  
**VISIT OUR WEB SITE: WWW.DANNERMFG.COM**